

How to prepare for your session:

When you arrive at the clinic, you may be asked to:

- Remove jewellery, makeup and self tanner



- Tie up long hair



- Remove your outer clothing in a private setting

- Please notify the technician if you have any moles or areas of concern underneath your underwear or on your scalp

- If you are 16 or younger a parent/legal guardian must be present during the appointment



What to Expect: A Step by Step Guide

1. A trained professional will provide a brief overview of the session.

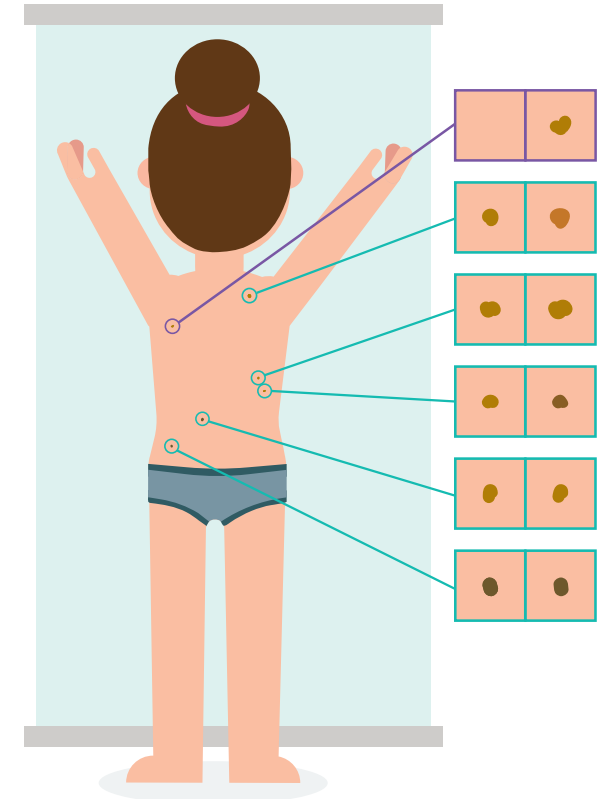
2. You will be led to a private area to disrobe.
3. You will be slowly guided through the poses to ensure that your skin is imaged at a comfortable pace.
4. The information will be securely recorded in the system for your doctor to take the necessary next steps depending on the result of your examination.
5. If a doctor finds a suspicious mole, they may take a magnified image of your skin with a tool called a dermoscope to review the mole in greater detail.

What's Next!

Check your skin! Perform a self-exam every one to three months to help you know your moles and notice any potential changes over time.

Your doctor may provide you with secure access to your data via the patient app as a way to keep you informed of your skin health plan and future necessary appointments.

Have any questions or concerns? Ask away! We want to ensure you're as comfortable as possible with your experience. If you notice any new changes to your skin be sure to contact your doctor.



Total Body Photography (TBP)

Imaging all your moles for monitoring your skin health.

What is Total Body Photography (TBP)?


The process of taking high quality images of your skin from head to toe to help your doctor monitor and assess your moles.



Benefits of TBP?

There are many reasons why TBP may be a good idea for you. Some of the most important reasons are that it:

- Supports imaging of all of your moles
- Provides reassurance- professionals work to detect any concerns as early as possible to reduce the risk of unnecessary procedures
- Is quick! Takes less than 15 minutes



2

Who should consider TBP services?

Certain factors may increase your chances of developing skin cancer. Patients with any number of risk factors may benefit from TBP services in addition to regular self skin checks. Some risk factors include:

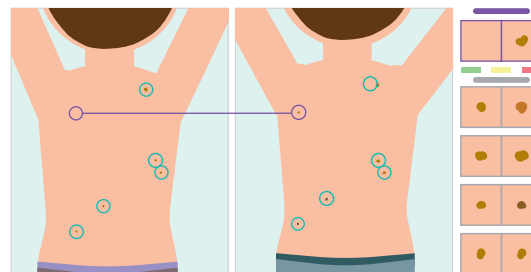
- Having many moles (more than 50)
- Having a personal history of skin cancer
- Having an immunosuppressive condition
- Taking any immunosuppressive medication
- Having a family history of skin cancer
- Having any large moles (more than 1cm in diameter)
- Having extensive sun damage to your skin
- Use of sunbeds

Please talk to your doctor for a full assessment to see if TBP is recommended for you.

Smarter skin checks

We're harnessing the power of artificial intelligence to make your skin checks smarter than ever for a first-in-class experience!

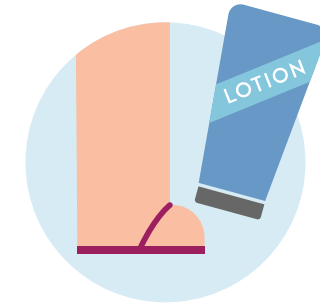
Your moles will be mapped to your virtual 3D body map, where your specialist and the system can work together to track any changes over time.



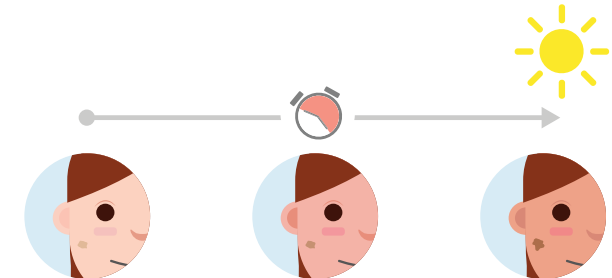
4

Helpful tips

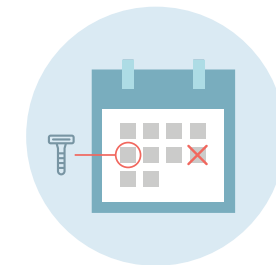
Make sure your skin is moisturized and not dry the day of imaging.



A suntan or sunburn can change the appearance of moles on your skin for TBP. Always practice good sun safety!



If you wish to shave or wax before your check-up, please do so several days beforehand so that any small pimples, scabs or ingrown hairs have proper time to heal.



5